



Large Ship with mining bay.

- Bay contains 3 articulating arms ending in drills.
- Bay has door.





UI elements in the bottom left corner:

- Icons for a shield, a camera, a Wi-Fi signal, and a person.
- A vertical bar with a plus sign and a minus sign, with a value of 100.
- A vertical bar with a plus sign and a minus sign, with a value of 92.
- A vertical bar with a plus sign and a minus sign, with a value of 87.
- A vertical bar with a plus sign and a minus sign, with a value of 99.
- A circular gauge showing 0.00 m/s.
- A warning icon and the text "Dampeners ON".


UI elements in the bottom center:

- A horizontal bar with a blue gradient and a value of 100.
- A row of icons representing different items or weapons, numbered 1 through 10.
- A row of icons representing different items or weapons, numbered 1 through 10.
- A row of icons representing different items or weapons, numbered 1 through 10.
- A row of icons representing different items or weapons, numbered 1 through 10.
- A row of icons representing different items or weapons, numbered 1 through 10.
- A row of icons representing different items or weapons, numbered 1 through 10.
- A row of icons representing different items or weapons, numbered 1 through 10.
- A row of icons representing different items or weapons, numbered 1 through 10.
- A row of icons representing different items or weapons, numbered 1 through 10.
- A row of icons representing different items or weapons, numbered 1 through 10.

UI elements in the bottom right corner:

- A circular gauge showing 0.31g.
- A circular gauge showing 0.00g.
- A circular gauge showing 0.00g.

O₂ None 3% Freeze



Test Setup

Ion Thrust
"ON"

Gear
Locked

Gear
Locked

Bay Door
Closed

Drill Arms
"OFF"

Press **F** to leave Comm Rem Cntrl CAG2
Press **K** to open ship control panel

HUD elements on the left:

- Icons for navigation, vision, and communication.
- Resource bars: O_2 (79), H_2 (100).
- Speedometer: 0.00 m/s.
- Warning icon: Dampeners ON.

HUD elements in the center:

- Drill arm status indicators (1-10): 1-4 Unlocked, 5-6 Locked, 7-10 Off.
- Gravity gauges: A-Gravity 0.00g, P-Gravity 0.00g.
- Buttons: O_2 , Name, Freeze.

HUD elements on the right:

- Icons for power, network, and status.
- Weight: 6016381.00 Kg.
- Time: 32 days.
- Energy: 0/96.
- Resource: H_2 .

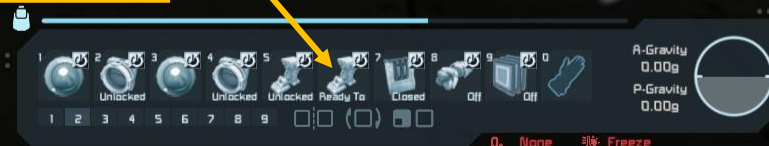
Test 1

Gear
Unlocked

Gear
Unlocked

Zero
Velocity

Press **F** to leave Comm Rem Cntrl CAG2
Press **K** to open ship control panel



Test 2

Odd upward ... forward ... rotational acceleration begins. This is evidently an interaction between the arms and the door elements.

Gear Unlocked

Gear Unlocked

Velocity=
0.17 m/s

Drill Arms
"ON"





Inertial dampeners limit velocity as upper ion thrusters and gyros counteract force.

- Constant velocity causes ship to move away from platform.
- If dampeners are turned off ship continues to accelerate.